



Attention Families!

West Noble School Corporation is now taking payments online!

Pay when it's most convenient for you with a computer or mobile device at <https://westnoble.revtrak.net/>. This district Web Store even integrates with Skyward!

Save time and be confident that your payment makes it where it needs to go. You can pay online with debit, or credit cards.

West Noble School Corporation is currently accepting online payment for fees like these:

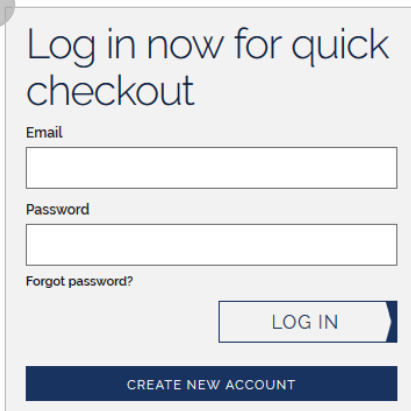
**Skyward Family
Access**



Visit <https://westnoble.revtrak.net/> to pay fees online.

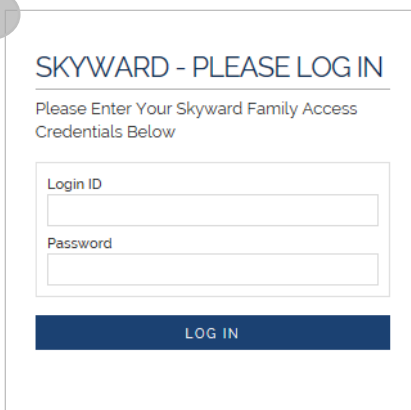
Make your payment in 4 easy steps...

1



Create a RevTrak account using your email address and a password.

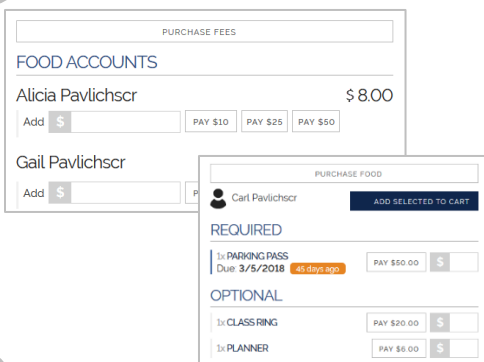
2



Log in to Skyward Family Access. (Steps 1 & 2 are reversed when starting in Skyward.)

*Future transactions won't require two-step log in if starting your payment on the Web Store!

3

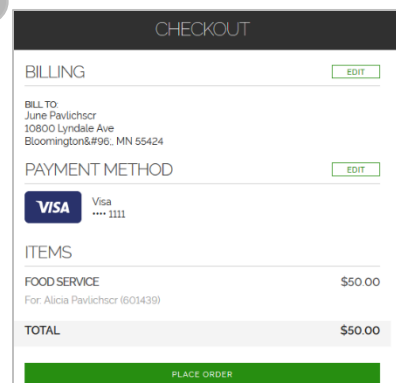


Click on “Purchase Food” or “Purchase Fees” to view account balances. Click a quick pay button or enter your payment in the amount field.

If using a mobile device, scroll down to view balances or fees.

Make selections and click “Add Selected to Cart”.

4



Enter your payment method and place your order.

After your transaction is processed, you will receive an email confirmation and your student's Skyward account will be updated.